Bonn. zool. Beitr.	Bd. 47	H. 3–4	S. 429–441	Bonn, September 1998

New *Oedothorax* Bertkau, 1883, from Nepal (Arachnida, Araneae, Linyphiidae)[1)]

Andrei V. Tanasevitch

Abstract. Eleven new species of the spider genus *Oedothorax* Bertkau, 1883, from the Nepal Himalayas are described.

Key words. Arachnida, Linyphiidae, new species, Nepal.

The spider genus *Oedothorax* Bertkau, 1883, seems to be one of the most speciose among Himalayan erigonines. From various parts of the Himalayas, no fewer than 12 species of this genus have hitherto been described: *dubius* Caporiacco, 1935 (from a juvenile specimen) from Karakorum (Caporiacco 1935); *annulatus* Wunderlich, 1974, *asocialis* Wunderlich, 1974, *dismodicoides* Wunderlich, 1974, *elongatus* Wunderlich, 1974, *hirsutus* Wunderlich, 1974, *lineatus* Wunderlich, 1974, *lucidus* Wunderlich, 1974, *sexoculatus* Wunderlich, 1974, *unicolor* Wunderlich, 1974, and *wunderlichi* Brignoli, 1983, all from Nepal (Wunderlich 1974, Brignoli 1983), and *globiceps* Thaler, 1987, from Kashmir (Thaler 1987). This paper augments the Nepalese fauna by another 12 new *Oedothorax*. Although many females are present in the material, the majority of the descriptions are based on the male sex only. The reason for that lies in the difficulty to match the male with the proper female when several congener candidates are plausible, all deriving from the same sample.

Contrary to numerous Far Eastern or African *Oedothorax*, which seem to actually belong to other genera, the Himalayan fauna appears to comprise a swarm of species clearly congeneric with the type-species, *Oedothorax gibbosus* (Blackwall, 1841). However, *wunderlichi* Brignoli, 1983 (nomen novum pro *Oedothorax maculatus* Wunderlich, 1974, praeocc.) proves to be a member of another genus.

In 1974 J. Martens stated (in Wunderlich 1974: 171) that the eleven species of *Oedothorax* described in that paper originated from a comparatively narrow vertical area belt of the southern macroslope of the Nepal Himalayas, the localities being situated between 1700 and 2900 m. They comprise the subtropical evergreen mountain forest and the evergreen cloud forest communities. J. Martens collected, however, during his long-lasting stays in Nepal also at altitudes even above 5500 m (Martens 1987), but no *Oedothorax* species showed up above 3000 m, namely the Palaearctic part of the Nepal Himalayas. All *Oedothorax* localities are heavily influenced by monsoon precipitations (except lake Titi, which is on the borderline to drier habitats). In dry rain shadow areas north of the Himalayan main chain, no representative of the genus was discovered.

[1)] Results of the Himalaya Expeditions of J. Martens, No 217. — For No. 216, see Bonn. zool. Beitr. 47, 1998. — J.M. sponsored by Deutscher Akademischer Austauschdienst and Deutsche Forschungsgemeinschaft.

The new records of eleven further *Oedothorax* species, which are presented here, fall, too, exactly into this distribution scheme. Again, no record is higher than 3000 m, the lowest, as already indicated by Wunderlich (1974), no lower than 1700 m, but these belong well to the subtropical belt. In general, *Oedothorax* in Nepal shows no clear-cut affinities to Palaearctic climate and biotopes, and it is to be questioned how close the affinities to the true Palaearctic species set of the genus really are.

Holo- and the majority of paratypes have been deposited in the Senckenberg Museum, Frankfurt a. M. (SMF), some duplicate paratypes have become part of the collections of the Zoological Museum of the Moscow State University, Moscow (ZMMU) and Zoologisches Forschungsinstitut und Museum A. Koenig, Bonn (ZFMK).

The following abbreviations have been accepted in the text and figures: Ti — tibia, Mt — metatarsus, Tm I — position of the metatarsal trichobothrium, AME — anterior, and PME — posterior median eyes, respectively.

Chaetotaxy is given in the following formula: 2.2.1.1 refers to the number of dorsal spines on Ti I—IV. The sequence of leg segments in the measurement data is as follows: femur + patella + tibia + metatarsus + tarsus. All measurements are given hereinafter in mm. Scale — 0.1 mm, if not otherwise indicated.

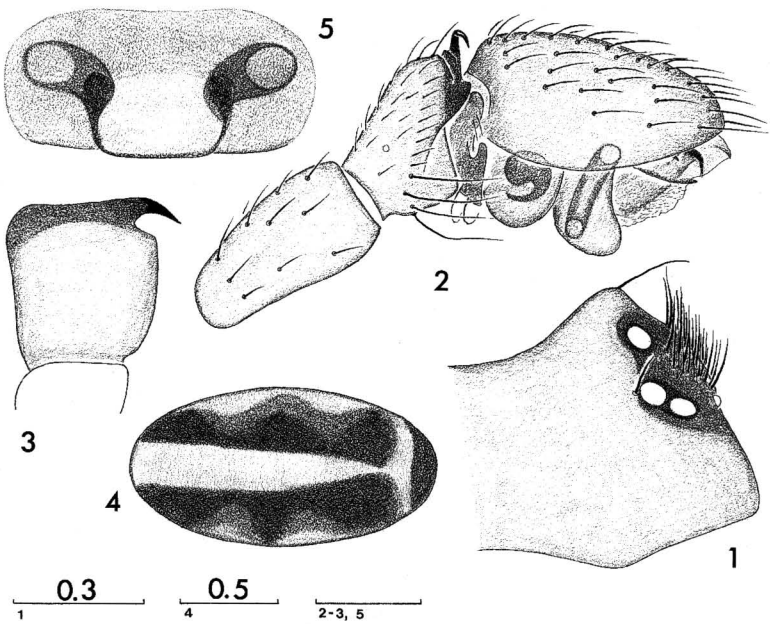

Figs 1—5: *Oedothorax assuetus* n. sp., male and female paratypes. — 1) male carapace (lateral view); 2) right palp; 3) palpal tibia (dorsal view); 4) male abdomen (dorsal view); 5) epigynum.

Oedothorax assuetus n. sp., Figs 1—5.

Material: Holotype male (SMF), Nepal, Kathmandu, Godawari, foot of Phulchoki Mt., 1700 m, 19. III. 1980, leg. J. Martens & A. Ausobsky. — Paratype: 1 male (SMF), same locality, together with holotype, leg. J. Martens & A. Ausobsky.

Diagnosis: The new species is diagnosed by the shape of the male carapace's cephalic elevation and structure of the palpal tibia. The epigyne is of ordinary shape and close to many other congeners.

Etymology: The specific name *assuetus* is a Latin adjective meaning "ordinary", referring to the common shape of the epigyne.

Description: Male. Total length 2.38. Carapace (Fig. 1) 1.08 long, 0.75 wide, pale brown, with a wide dark ring (except for cephalic division). Chelicerae 0.48 long. Legs pale brown. Leg I — 3.62 long (0.95 + 0.88 + 0.28 + 0.88 + 0.63), IV — 3.68 long (1.00 + 0.95 + 0.28 + 0.95 + 0.50). Chaetotaxy 2.2.1.1. Each metatarsus with a trichobothrium. Tm I — 0.57. Palp as in Figs 2—3. Abdomen 1.53 long, 0.90 wide, dorsal pattern as in Fig. 4.

Female. Total length 2.45. Carapace 1.03 long, 0.70 wide, unmodified. Chelicerae 0.45 long. Leg I — 3.39 long (0.93 + 0.85 + 0.30 + 0.78 + 0.53), IV — 3.54 long (0.98 + 0.88 + 0.28 + 0.90 + 0.50). TmI — 0.53. Abdomen 1.70 long, 1.20 wide. Epigynum as in Fig. 5. Body and legs coloration, chaetotaxy as in male.

Oedothorax coronatus n. sp., Figs 6—9, 10—13.

Material: Holotype male (SMF), Nepal, Ilam Distr., Mai Pokhari, 2100—2200 m, forest, 25.—27. III. 1980, leg. J. Martens & A. Ausobsky. — Paratypes: 5 males (SMF), 2 males (ZMMU), same locality, together with holotype, 25.—27. III. 1980, leg. J. Martens &

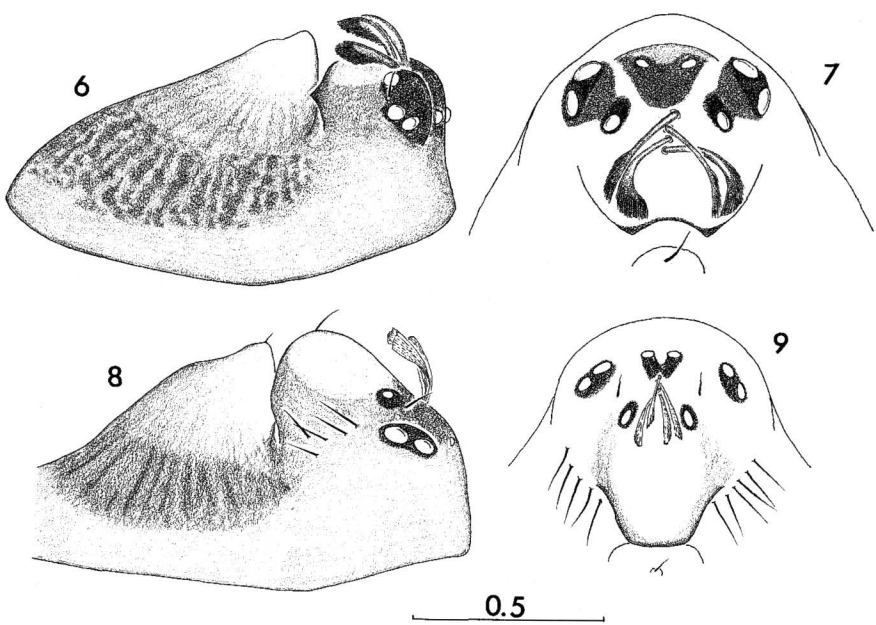

Figs 6—9: Male carapace of *Oedothorax coronatus* n. sp., 6—7) form a, paratype from Ilam Distr.; 8—9) form b, paratype from Panchthar Distr. — 6 & 8) lateral view; 7 & 9) dorsal view.

A. Ausobsky; 2 males (SMF), 2 males (ZFMK), Ilam Distr., Mai Pokhari, 2100, forest, 31. III.—1. IV. 1980, leg. J. Martens & A. Ausobsky; 1 male (SMF), Ilam Distr., Gitang Khola, 1900—2100 m, cultivated land, 31. III. 1980, leg. J. Martens & A. Ausobsky; 1 male (SMF), 1 male (ZMMU), Ilam Distr., Mai Pokhari, 2100—2200 m, *Castanopsis* forest remains, 9.—10. IV. 1988, leg. J. Martens & W. Schawaller; 4 males [carapace form b] (SMF), Panchthar Distr., Paniporua, 2300 m, mixed broadleaved forest, 16.—20. IV. 1988, leg. J. Martens & W. Schawaller; 4 males [carapace form b] (SMF), 1 male [carapace form b] (ZMMU), Taplejung Distr., Worebung Pass, degraded broadleaved forest, 2000, 21. IV. 1988, leg. J. Martens & W. Schawaller.

Diagnosis: The new species is characterized by the shape of both male carapace and palpal tibia.

Etymology: The specific name coronatus is a Latin adjective meaning "crowned", referring to the male cephalic structure.

Description: Male (female unknown). Total length 2.48. Carapace 1.18 long, 0.90 wide, medially with a large conical "hump". Cephalic division elevated, with four specific setae. Two different shapes of carapace: carapace form a — Figs 6—7 (specimen from Ilam Distr.), and carapace form b — Figs 8—9 (specimen from Panchthar and Taplejung distr.). No differences whatever in palpal structure regardless of carapace shape. Chelicerae 0.48 long. Legs pale brown. Leg I — 4.46 long (1.25 + 1.10 + 0.30 + 1.13 + 0.68), IV — 4.78 long (1.38 + 1.25 + 0.30 + 1.30 + 0.55). Chaetotaxy: 2.2.1.1. Each metatarsus with a trichobothrium. Tm I — 0.80. Palp as in Figs 10—12. Abdomen 1.38 long, 0.90 wide, dorsal pattern as in Fig. 13.

Taxonomic remarks: The new species is very closely related to *angelus* n. sp., being well distinguished by the shape of the cephalic setae, presence of a carapace "hump", as well as by the shape of the palpal tibia.

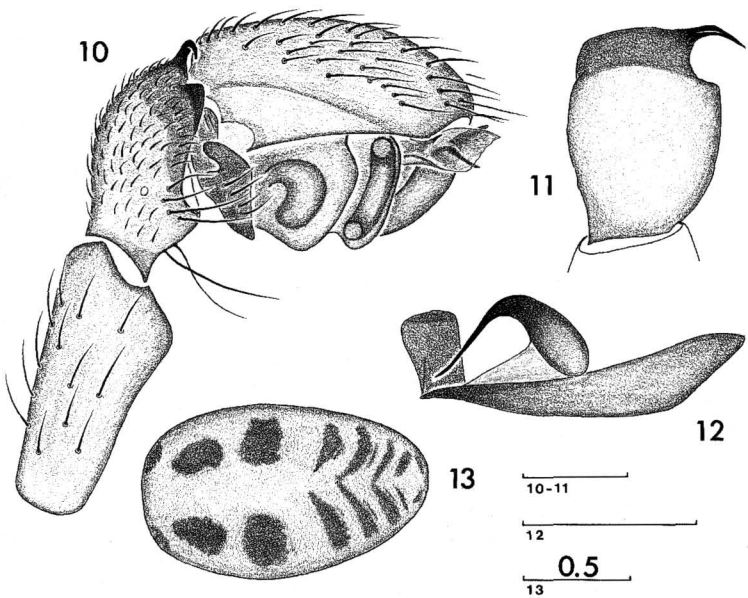

Figs 10—13: *Oedothorax coronatus* n. sp., male paratype from Mai Pokhari. — 10) right palp; 11) palpal tibia (dorsal view); 12) embolic division; 13) abdomen (dorsal view).

Oedothorax angelus n. sp., Figs 14—18

Material: Holotype male (SMF), Nepal, Panchthar Distr., Dhorpar Kharka, *Rhododendron* & *Lithocarpus* forest, 2700 m, 13.—16. IV. 1988, leg. J. Martens & W. Schawaller. — Paratypes: 4 males (SMF), 1 male (ZMMU), same locality, together with holotype, leg. J. Martens & W. Schawaller; 4 males (SMF), 2 males (ZFMK), 1 male (ZMMU), Panchthar Distr., Paniporua, 2300 m, mixed broadleaved forest, 16.—20. IV. 1988, leg. J. Martens & W. Schawaller.

Diagnosis: The new species is characterized by the shape of both male carapace and palpal tibia.

Etymology: The specific name from Latin is translated as an "angel" and refers to the shape of the male cephalic setae looking like the angel wings.

Description: Male (female unknown). Total length 2.00. Carapace 0.95 long, 0.73 wide, cephalic part carrying two large and two small characteristic setae situated in central part of eye area (Figs 14—15). Chelicerae 0.28 long. Legs pale brown. Leg I — 3.29 long (0.88 + 0.25 + 0.90 + 0.78 + 0.48), IV — 3.18 long (0.90 + 0.20 + 0.85 + 0.83 + 0.40). Chaetotaxy 2.2.1.1. Each metatarsus with a trichobothrium. Tm I — 0.81. Palp (Figs 16—18). Abdomen 1.05 long, 0.68 wide, dorsal pattern close to that of *coronatus* n. sp.

Taxonomic remarks: The new species is close to *coronatus* n. sp. (see above).

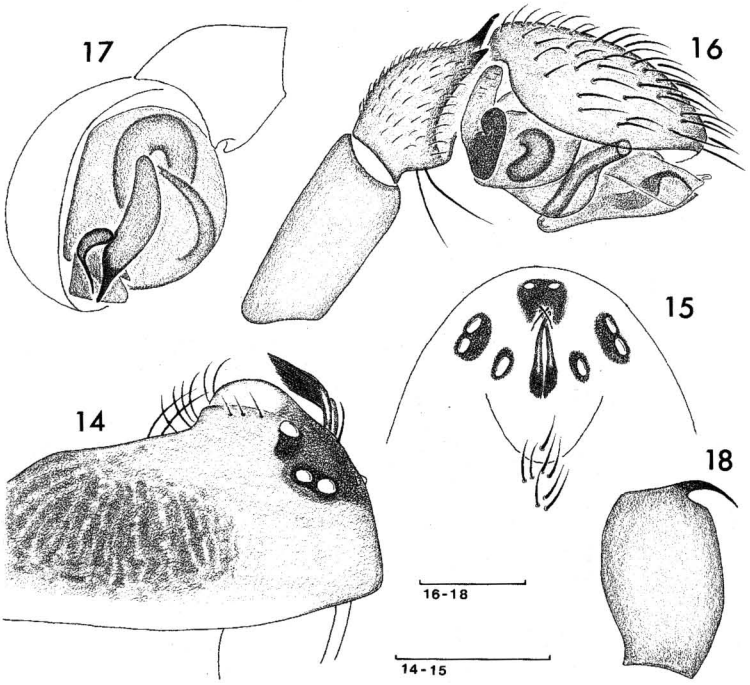

Figs 14—18: *Oedothorax angelus* n. sp., male paratype from Dharpar Kharka. — 14—15) carapace (lateral and dorsal views, respectively); 16—17) right palp; 18) palpal tibia (dorsal view).

Oedothorax sexoculorum n. sp., Figs 19—23.

Material: Holotype male (SMF), Nepal, Terhathum Distr., Tinjura Dara, 2450—2850 m, species-rich mixed broadleaved forest, Berlese funnels, 17. IX. 1983, leg. J. Martens & B. Daams.

Diagnosis: The new species is diagnosed by the shape of the male carapace, presence of six operating eyes: PME covered by the cephalic elevation (maybe this is a teratology: one specimen is known only!), elongated and distally pointed suprategular apophysis, elongated parts of the embolic division, as well as by the absence of a scapuliform apophysis on the embolic division (s. Fig. 12).

Etymology: The specific name is a Latin adjective translated as "possessing six eyes".

Description: Male (female unknown). Total length 2.00. Carapace modified (Figs 19—20), 0.98 long, 0.68 wide, pale brown, with a wide dark ring. Posterior median eyes covered by cephalic elevation, thus male with only six operating eyes. Chelicerae 0.40 long. Legs pale brown. Leg I — 2.99 long (0.80 + 0.25 + 0.73 + 0.73 + 0.48), IV — 3.06 long (0.83 + 0.23 + 0.75 + 0.80 + 0.45). Chaetotaxy 2.2.1.1. Tm I — 0.76. Palp as in Figs 21—22. Abdomen 1.08 long, 0.65 wide, dorsal pattern as in Fig. 23.

Taxonomic remarks: There is another Himalayan congener which has six eyes, namely *O. sexoculatus* Wunderlich, 1974, described from Jiri, East Nepal (Wunderlich 1974). However, both species in question are well distinguishable by the shape of the palpal tibia.

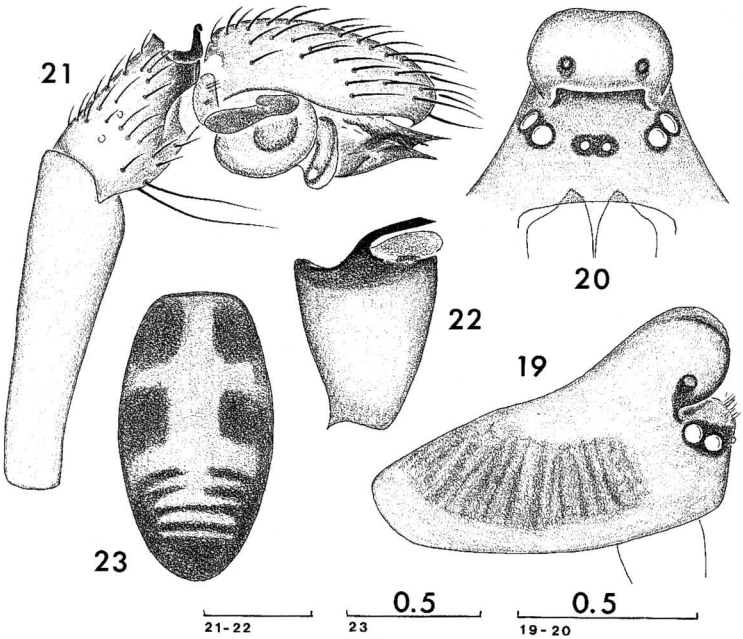

Figs 19—23: *Oedothorax sexoculorum* n. sp., male holotype. — 19—20) carapace (lateral and frontal views, respectively); 21) right palp; 22) palpal tibia; 23) abdomen (dorsal view).

Oedothorax tholusus n. sp., Figs 24—29.

Material: Holotype male (SMF), Nepal, Kaski Distr., above Dhumpus, broadleaved forest, 2100 m, 8.—10. V. 1980, leg. J. Martens & A. Ausobsky. — Paratype: 1 female (SMF), same locality, together with holotype, leg. J. Martens & A. Ausobsky.

Diagnosis: This species is easily distinguished by the shape of the male carapace, small suprategular apophysis, absence of a scapuliform apophysis on the embolic division (s. Fig. 12), as well as by the shape of the palpal tibia.

Etymology: The specific name is a Latin adjective meaning "cupola of temple", this referring to the shape of the male cephalic elevation.

Description: Male. Total length 2.70. Carapace 1.25 long, 0.95 wide, reddish-brown, cephalic elevated as in Figs 24—25. Chelicerae 0.55 long. Legs reddish-brown. Leg I 4.01 long (1.13 + 0.30 + 0.93 + 1.00 + 0.65), IV — 4.18 long (1.15 + 0.30 + 1.05 + 1.10 + 0.58). Chaetotaxy 2.2.1.1. Each metatarsus with a trichobothrium. Tm I — 0.60. Palp as in Figs 26—27. Abdomen 1.50 long, 0.93 wide, pattern as in Fig. 28.

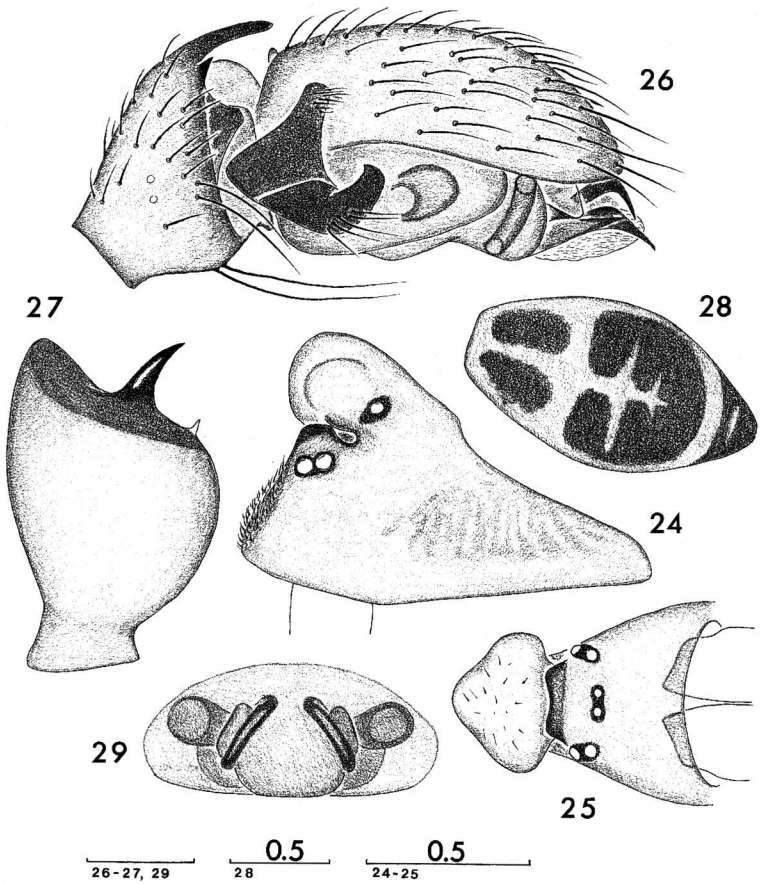

Figs 24—29: *Oedothorax tholusus* n. sp., male holotype and female paratype. — 24—25) male carapace (lateral and frontal views, respectively); 26) right palp; 27) palpal tibia; 28 male abdomen (dorsal view); 29) epigynum.

Female. Total length 2.18. Carapace 0.75 long, 0.63 wide. Chelicerae 0.30 long. Leg I — 2.06 long (0.60 + 0.23 + 0.48 + 0.45 + 0.30), IV — 2.26 long (0.65 + 0.20 + 0.55 + 0.53 + 0.33). Chaetotaxy 2.2.1.1. Each metatarsus with a trichobothrium. Tm I — 0.72. Abdomen 1.55 long, 1.08 wide. Epigynum as in Fig. 29. Body and legs coloration, chaetotaxy as in male.

Taxonomic remarks: This species seems to be close to *globipes* Thaler, 1987, from Kashmir, being well distinguishable by the structure of the male palp.

Oedothorax clypeellum n. sp., Figs 30—33.

Material: Holotype male (SMF), Nepal, Kathmandu, Phulchoki Mt., pitfall traps, 2600 m, 21. III.—14. V. 1980, leg. J. Martens & A. Ausobsky.

Diagnosis: This new species is easy recognizable by the shape of both palpal tibia and clypeus, as well as by the presence of a tooth on the frontal surface of the chelicerae.

Etymology: The specific name refers to the characteristic shape of the male clypeus.

Description: Male (female unknown). Total length 2.53. Carapace 1.13 long, 0.85 wide, brown-grey, with a pale margin; cephalic division not elevated, clypeus conical (Fig. 30). Chelicerae 0.48 long, basally with a large conical tooth (Fig. 30). Legs pale brown. Leg I — 3.16 long (0.83 + 0.30 + 0.80 + 0.78 + 0.45), IV — 3.48 long (0.88 + 0.30 + 0.90 + 0.95 + 0.45). Chaetotaxy 2.2.1.1. Each metatarsus with a trichobothrium. Tm I — 0.88. Palp as in Figs 31—32. Abdomen 1.38 long, 0.90 wide, dorsal pattern as in Fig. 33.

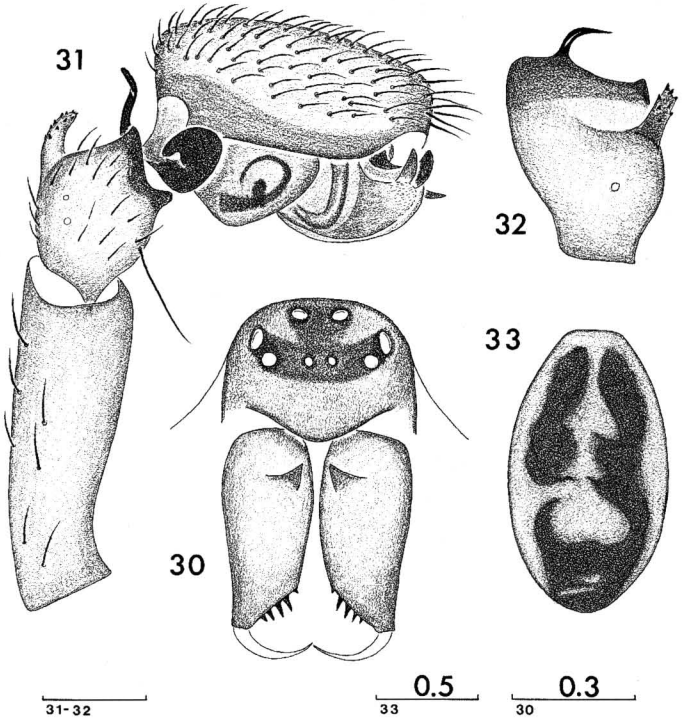

Figs 30—33: *Oedothorax clypeellum* n. sp., male holotype. — 30) carapace (frontal view); 31) right palp; 32) palpal tibia; 33) abdomen (dorsal view).

Oedothorax simplicithorax n. sp., Figs 34—35.

Material: Holotype male (SMF), Ilam Distr., Gitang Khola Valley, *Alnus* forest along river, 1750 m, 11.—13. IV. 1988, leg. J. Martens & W. Schawaller. — Paratype: 1 male (SMF), same locality, together with holotype, leg. J. Martens & W. Schawaller.

Diagnosis: The new species is diagnosed by the structure of the palpal tibia, as well as by the small both suprategular apophysis and "embolus".

Etymology: The specific name refers to the unmodified shape of the male carapace.

Description: Male (female unknown). Total length 1.93. Carapace 0.88 long, 0.73 wide, pale brown, unmodified. Chelicerae 0.33 long. Legs pale brown. Leg I — 3.23 long (0.85 + 0.25 + 0.83 + 0.75 + 0.55), IV — 3.41 long (0.95 + 0.28 + 0.85 + 0.83 + 0.50). Chaetotaxy 2.2.1.1. Each metatarsus with a trichobothrium. Tm I — 0.60. Palp as in Figs 34—35. Abdomen 1.13 long, 0.70 wide, dorsally grey, with a pale median stripe.

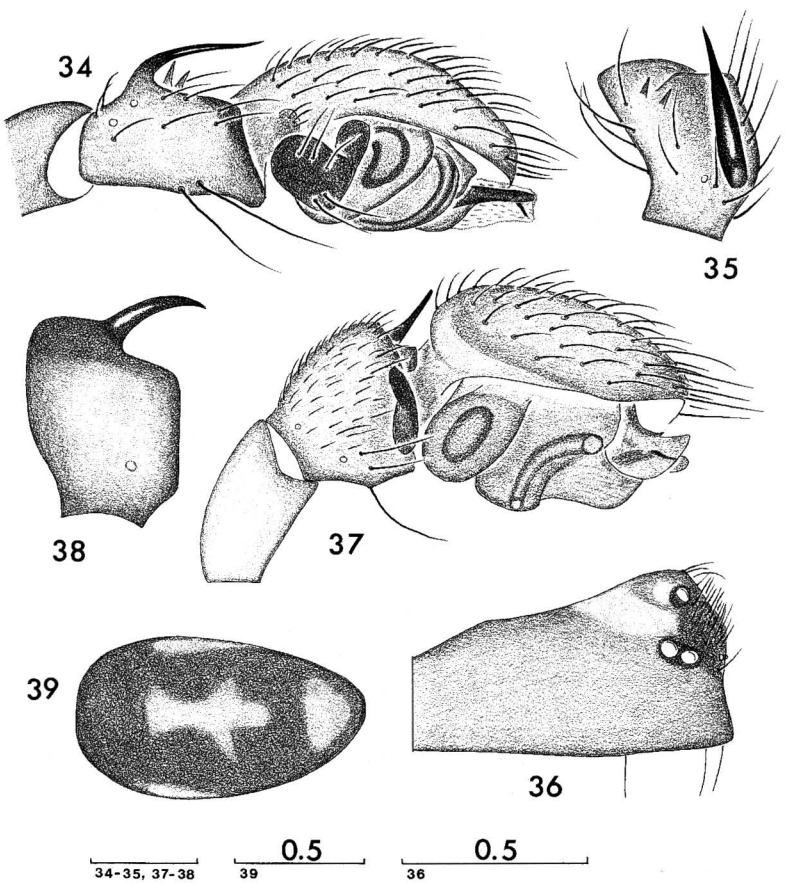

Figs 34—39: *Oedothorax simplicithorax* n. sp. (34, 35), male holotype, and *O. modestus* n. sp. (36—39), male holotype. — 34 & 37) right palp; 35 & 38) palpal tibia (dorsal view); 36) carapace (lateral view); 39) abdomen (dorsal view).

Oedothorax modestus n. sp., Figs 36—39.

Material: Holotype male (SMF), Panchthar Distr., Paniporua, 2300 m, mixed broadleaved forest, 16.—20. IV. 1988, leg. J. Martens & W. Schawaller. — Paratypes: 5 males (SMF), 1 male (ZMMU), same locality, together with holotype leg. J. Martens & W. Schawaller.

Diagnosis: The new species is characterized by the shape of both carapace and palpal tibia.

Etymology: The specific name is a Latin adjective meaning "moderate", "temperate", this referring to the poorly modified male carapace.

Description: Male (female unknown). Total length 2.05. Carapace 1.00 long, 0.75 wide, pale brown with a pale area situated behind cephalic division (Fig. 36). Chelicerae 0.33 long. Legs pale brown. Leg I — 3.78 long (1.00 + 0.30 + 0.93 + 0.90 + 0.65), IV — 3.98 long (1.10 + 0.27 + 0.98 + 1.00 + 0.63). Chaetotaxy 2.2.1.1. Each metatarsus with a trichobothrium. Tm I — 0.56. Palp as in Figs 37—38. Abdomen 1.15 long, 0.75 wide, dorsal pattern as in Fig. 39.

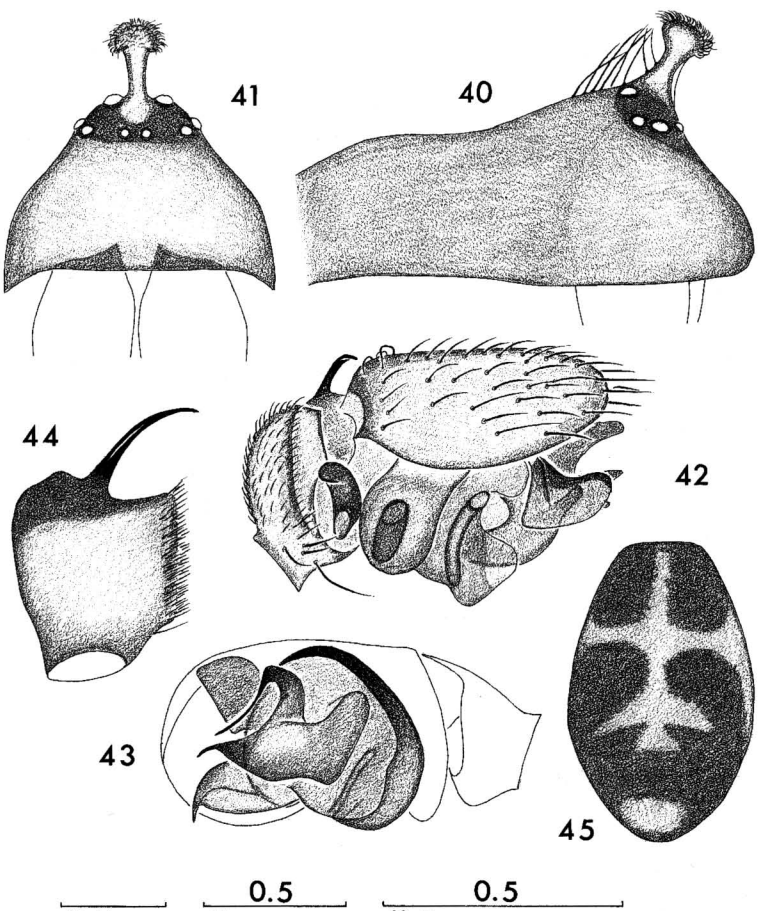

Figs 40—45: *Oedothorax savigniformis* n. sp., (40—44) male holotype, and (45) male paratype. — 40—41) carapace (lateral and frontal views, respectively); 42—43) right palp; 44) palpal tibia (dorsal view); 45) abdomen (dorsal view).

Taxonomic remarks: This species is closely related to *falciferus* n. sp., the structure of the embolic division being almost identical. Both species compared are well distinguishable by the shape of the cephalic elevation and the structure of the palpal tibia.

Oedothorax savigniformis n. sp., Figs 40—45.

Material: Holotype male (SMF), Taplejung Distr., Yamputhin, ascent to pass Deorali, 2600 m, cultivated land, 16. V. 1988, leg. J. Martens & W. Schawaller. — Paratype: male (SMF) Panchthar Distr., Paniporua, 2300 m, mixed broadleaved forest, 16.—20. IV. 1988, leg. J. Martens & W. Schawaller.

Diagnosis: This species is well distinguishable by the shape of the cephalic division.

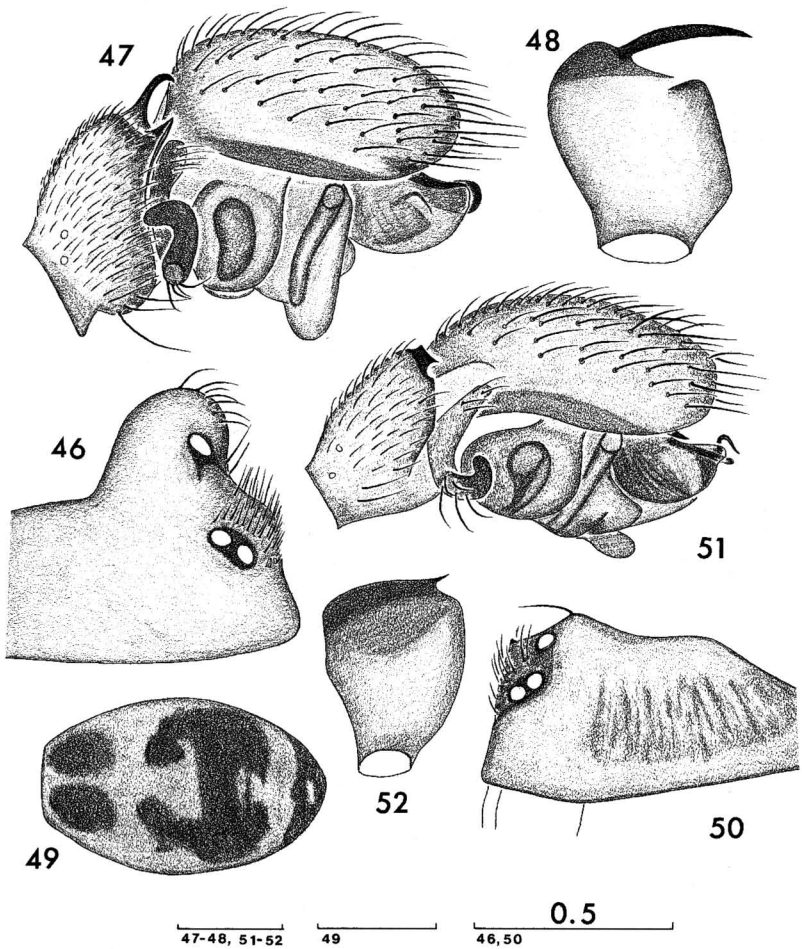

Figs 46—52: *Oedothorax falciferus* n. sp. (46-49), male holotype, and *O. malearmatus* n. sp. (50—52), male holotype. — 46 & 50) carapace (lateral view); 47 & 51) right palp; 48 & 52) palpal tibia; 49) abdomen (dorsal view).

Etymology: The specific name refers to the male cephalic shape similar to that of *Savignia* species.

Description: Male. Total length 2.05. Carapace 1.05 long, 0.70 wide, modified (Figs 40—41), dirty-grey, with radial stripes, with a partly depigmented cephalic area. Chelicerae 0.33 long. Legs pale brown. Leg I — 3.01 long (0.83 + 0.25 + 0.70 + 0.70 + 0.53), IV — 3.14 long (0.88 + 0.25 + 0.78 + 0.80 + 0.43). Chaetotaxy 2.2.1.1. Each metatarsus with a trichobothrium. Tm I 0.64. Palp as in Figs 42—44. Abdomen 1.05 long, 0.73 wide, dorsal pattern of paratype as in Fig. 45. Abdomen of holotype dark grey, dorsal pattern absent.

Taxonomic remarks: This species is closely related to both *modestus* n. sp. and *falciferus* n. sp., being well different by the shape of the cephalic part of the carapace.

Oedothorax falciferus n. sp., Figs 46—49.

Material: Holotype male (SMF), Ilam Distr., Worebung Pass, degraded broadleaved forest, 2000 m, 21. IV. 1988, leg. J. Martens & W. Schawaller.

Diagnosis: The new species is diagnosed by the shape of both carapace and palpal tibia, as well as by the relatively large suprategular apophysis.

Etymology: The specific name is a Latin adjective meaning "carrying a sickle", thus referring to the shape of the male palpal tibia.

Description: Male (female unknown). Total length 2.33. Carapace 1.13 long, 0.85 wide, pale brown, cephalic part with an elevation (Fig. 46). Chelicerae 0.48 long. Legs pale brown. Leg I — 4.17 long (1.13 + 0.30 + 1.01 + 1.00 + 0.73), IV — 4.36 long (1.20 + 0.25 + 1.13 + 1.13 + 0.65). Chaetotaxy 2.2.1.1. Each metatarsus with a trichobothrium. Tm I — 0.60. Palp as in Figs 47—48. Abdomen 1.20 long, 0.88 wide, dorsal pattern as in Fig. 49.

Taxonomic remarks: This species is closely related to *modestus* n. sp. (see above).

Oedothorax malearmatus n. sp., Figs 50—52.

Material: Holotype male (SMF), Panchthar Distr., Paniporua, 2300 m, mixed broadleaved forest, 16.—20. IV. 1988, leg. J. Martens & W. Schawaller.

Diagnosis: The new species is characterized by the shape of both carapace and palpal tibia.

Etymology: The specific name consists of two Latin words: malus meaning "poorly, badly", and armatus "armed", referring the structure of the palpal tibia.

Description: Male (female unknown). Total length 2.05. Carapace with a small cephalic elevation behind PME and with a very small ridge-shaped tubercle situated between PME and AME (Fig. 50), 0.83 long, 0.65 wide, pale brown, with a wide dark ring. Chelicerae 0.35 long. Legs pale brown. Leg I — 3.41 long (0.85 + 0.28 + 0.80 + 0.83 + 0.65), IV — 3.51 long (0.95 + 0.25 + 0.90 + 0.88 + 0.53). Chaetotaxy 2.2.1.1. Each metatarsus with a trichobothrium. Tm I — 0.44. Palp as in Figs 51—52. Abdomen 1.13 long, 0.73 wide, dark grey, dorsally with a pale median stripe at fore half of abdomen.

Acknowledgements

I am grateful to Prof. J. Martens (Mainz), Dr. W. Schawaller (Stuttgart), A. Ausobsky (Bischofshofen) and B. Daams, now Mrs. Martens (Mainz), whose collections have served as the basis for the present paper. In addition, Dr. S. I. Golovatch (Moscow) kindly checked the English of the final draft. This work has partly been supported by the Soros Foundation.

Zusammenfassung

In diesem Beitrag werden elf neue Arten der Spinnengattung *Oedothorax* Bertkau, 1883, aus dem Nepal-Himalaya beschrieben.

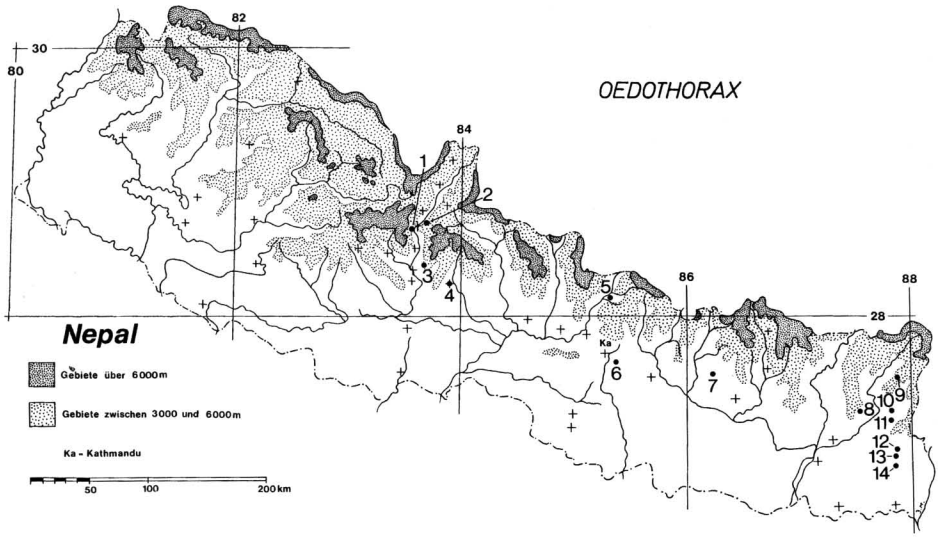

Fig. 53: Collecting sites of *Odothorax* species in Nepal (Martens collection, species of both papers, Wunderlich [1974] and the present study). — 1) Lete (*O. dismodicoides* Wunderlich); 2) lake Titi (*O. dismodicoides, O. lineatus* Wunderlich); 3) Gorapani Pass and between Gorapani Pass and Ulleri (*O. dismodicoides, O. lineatus*); 4) above Dhumpus (*O. tholusus* n. sp.); 5) between Ramche and Dhunche (*O. hirsutus* Wunderlich); 6) Godawari and Phulchoki Mt. (*O. unicolor* Wunderlich, *O. assuetus* n. sp., *O. clypeellum* n. sp.); 7) Jiri and Mt. Chordung (*O. annulatus* Wunderlich, *O. asocialis* Wunderlich, *O. sexoculatus* Wunderlich, *O. lucidus* Wunderlich); 8) Tinjura Dara (*O. sexoculorum* n. sp.); 9) between Yamputhin and Pass Deorali (*O. savigniformis* n. sp.); 10) Worebung (*O. coronatus* n. sp., *O. falciferus* n. sp.); 11) Paniporua (*O. coronatus* n. sp., *O. angelus* n. sp., *O. melearmatus* n. sp., *O. modestus* n. sp., *O. savigniformis* n. sp.); 12) Dhorpar Kharka (*O. angelus* n. sp.); 13) Gitang Khola (*O. coronatus* n. sp., *O. simplicithorax* n. sp.); 14) Mai Pokhari (*O. coronatus* n. sp.). — According to species: *O. angelus*: 11, 12; *O. annulatus*: 7; *O. asocialis*: 7; *O. assuetus*: 6; *O. clypeellum*: 6; *O. coronatus*: 10, 11, 13, 14; *O. dismodicoides*: 1, 2, 3; *O. falciferus*: 10; *O. hirsutus*: 5; *O. lineatus*: 2; *O. lucidus*: 7; *O. malearmatus*: 11; *O. modestus*: 11; *O. savigniformis*: 9, 11; *O. sexoculatus*: 7; *O. sexoculorum*: 8; *O. simplicithorax*: 13; *O. tholusus*: 4; *O. unicolor*: 6.

References

Caporiacco, L. (1935): Aracnidi dell'Himalaia e del Karakoram, raccolti dalla Missione italiana al Karakoram (1929—VII). — Mem. Soc. ent. ital. (1935): 113—263.

Martens, J. (1987): Remarks on my Himalayan Expeditions. — Courier Forsch.-Inst. Senckenberg 93: 7—31.

Thaler, K. (1987): Über einige Linyphiidae aus Kashmir (Arachnida: Araneae). — Courier Forsch.-Inst. Senckenberg 93: 33—42.

Wunderlich, J. (1974): Linyphiidae aus Nepal. II. Die Gattung *Oedothorax* Bertkau 1883 (Arachnida, Araneae). — Senckenbergiana biol. 55: 169—188.

Dr. Andrei V. Tanasevitch, All-Russian Institute on Nature Conservation and Reserves, 113628, O. P. Vilar, Moscow, Russia.